


# PD-30-MM



## 30 GHz Linear InGaAs PIN Photodetector, Multimode Fiber

The Optilab PD-30-MM is a highly linear, 40 GHz bandwidth InGaAs PIN photodetector that is ideal for use in O/E front-ends requiring wide band frequency response. The coplanar waveguide photodiode design optimizes speed and sensitivity for the 1260 nm through 1610 nm wavelength range, and assures a 30 GHz frequency response necessary for digital and analog applications. The front-illuminated mesa-structured PIN design allows a high input power level of up to 30 mW. The PD-30-MM features 50/125µm fiber type, available in a standard 2-pin package with K-connector output for ease of assembly, and can be ordered with or without the external protective housing. Contact Optilab for more information.

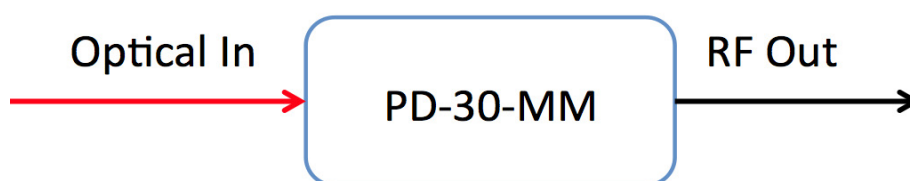
### Features

- 50/125 µm multimode fiber input
- Wide bandwidth 60 KHz to 30 GHz
- Highly Linear to 30 mW+ input power
- Operating Temperature from -10 °C to +50 °C
- High Current Handling up to 35 mA
- Flat frequency response, ±1 dB
- Useful Spectral Range 850 nm -1650 nm
- 1 year warranty standard

### Applications

- Analog RF over Fiber
- Optically Amplified Systems
- RZ and NRZ up to 40 Gb/s
- LIDAR Measurements
- Coherent Lightwave Systems
- Front-End O/E Converter for Test Instruments

### Functional Diagram



# 30 GHz Linear InGaAs PIN Photodetector, Multimode Fiber

## OPTIONS

### PD-30-MM-x

Housing Type:  
 A, No Housing, default  
 B, Legacy Housing  
 C, External Housing

x

## TECHNICAL INFO

For technical info and support:

[sales@optilab.com](mailto:sales@optilab.com)

[www.optilab.com](http://www.optilab.com)

Optilab, LLC  
 Phoenix, AZ, USA

## WEB ORDER

To order, please visit [OEQuest.com](http://OEQuest.com).



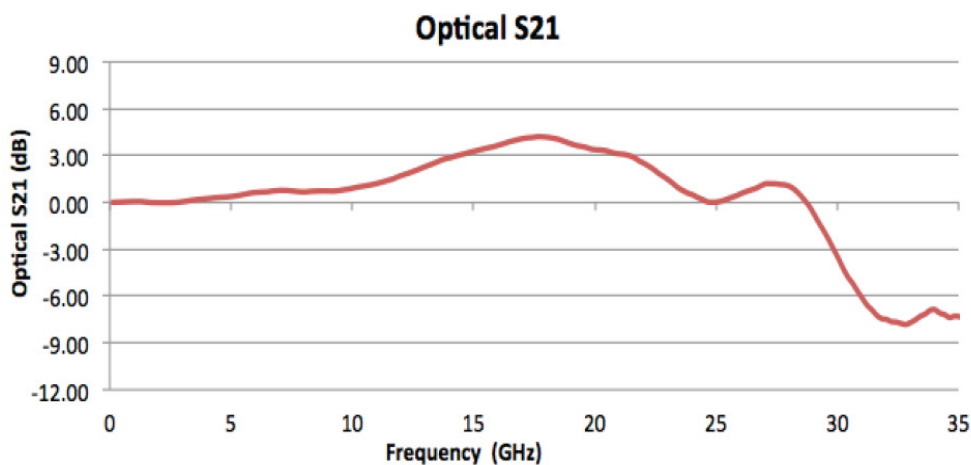
## Optilab Advantage

- Innovation
- Performance
- Quality
- Customization
- Warranty

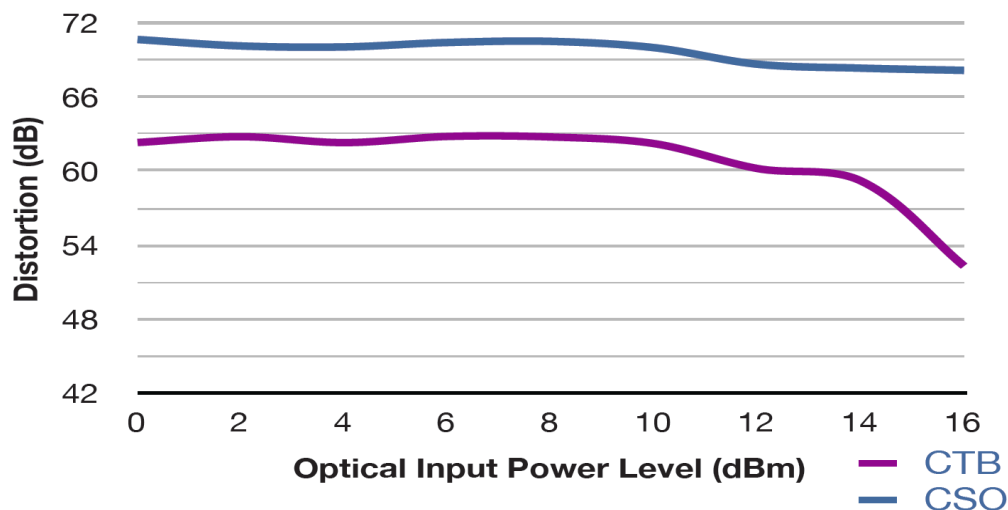
General Specifications	
Optimized Operating Wavelength	1260 nm to 1610 nm
Useful Operating Wavelength	850 nm to 1650 nm
Optical Input Level	30 mW max.
S21 3 dB Bandwidth	28 GHz min., 30 GHz typ.
S22 Characteristics	< -10 dB @ 20 GHz
Responsivity	0.85 A/W @ 1550 nm typ. 0.40 A/W @ 850 nm typ.
Dark Current @ 25° C, 5 V	10 nA typ., 100 nA max.
Optical Return Loss	-30.00 dB typ.
Optical PDL @ 1550 nm	0.05 dB max.
Optical Fiber	MMF, 50/125 μm
Bias Voltage	5 V typ.
Impedance	50 Ω
Coupling	AC-Coupled (DC Coupled Optional)
Analog Applications	
Useful Bandwidth	60 KHz to 30 GHz (AC Coupled)
Ripple over any 1 GHz	±1.0 dB max.
Group Delay	±7.0 ps
2nd Harmonics Distortion	-70.0 dBc max.
3rd Harmonics Distortion	-75.0 dBc max.
Digital Applications	
Sensitivity @ 10 Gb/s	-19.0 dBm
Receiving Bandwidth	Up to 40 Gb/s
Data Format	RZ, NRZ
Mechanical Specifications	
Operating Temperature	-10 °C to +50 °C
Storage Temperature	-20 °C to +80 °C
Operating Humidity	85%
Photodiode Bias Voltage	5 V, ± 1 V DC
Package type	2-pin module with SMA Female RF connector
Dimensions	30 mm x 20 mm x 14 mm
Fiber Connector	FC/APC
Optical Fiber	MMF 50/125 μm with 900 mm Tube
Absolute Maximum Ratings	
PIN Bias Voltage	+2.0 to +7 V
Forward Current	35 mA
Optical Input Power Damage Threshold	30 mW
Lead Soldering Temp (10 s)	250 °C

# 30 GHz Linear InGaAs PIN Photodetector, Multimode Fiber

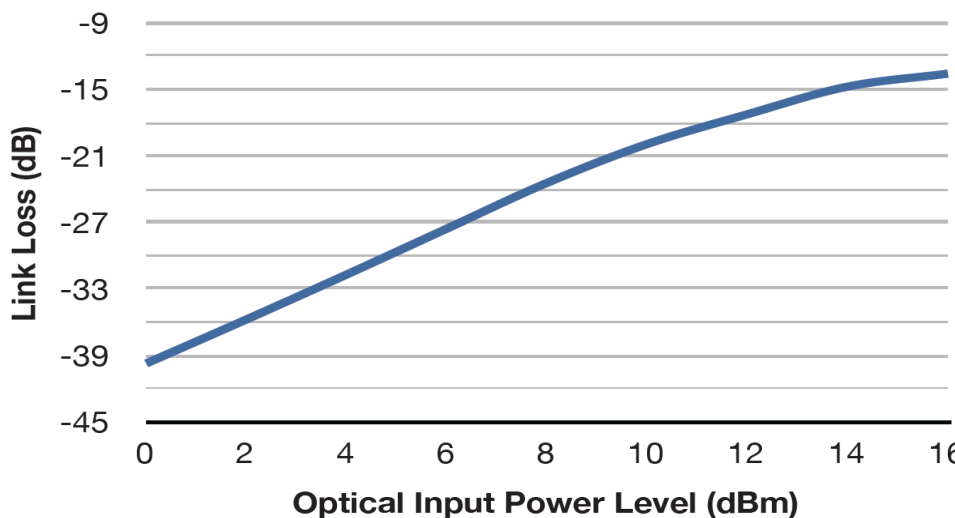
## S21 O/E Response<sup>1</sup>



## CSO, CTB Linearity Measurement<sup>2</sup>



## Link Loss

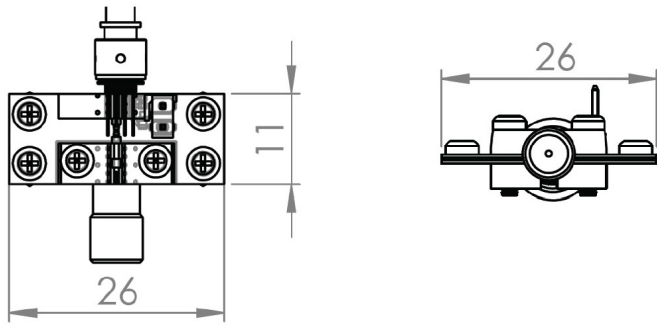


<sup>1</sup> Measured by Agilent 86030A Lightwave Component Analyzer

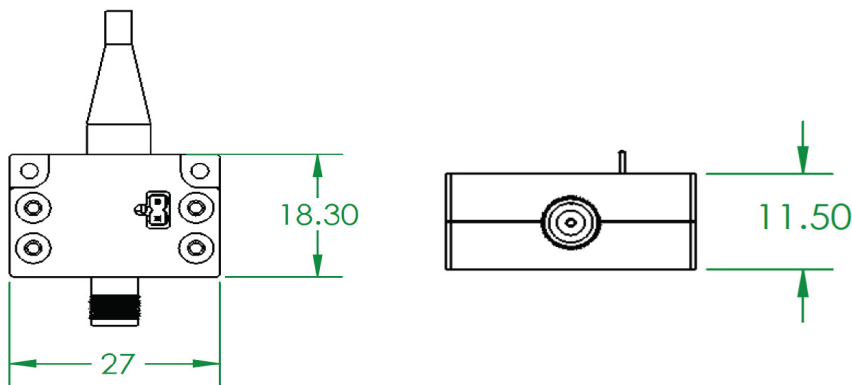
<sup>2</sup> 40 Channel Analog Channel Loading

# 30 GHz Linear InGaAs PIN Photodetector, Multimode Fiber

PD-30-MM-A Mechanical Drawing<sup>1</sup>




PD-30-MM-C Mechanical Drawing w/ External Housing<sup>2</sup>



## PD-30-MM-M Module Housing

In addition to the standard PCB and external housing options, Optilab offers a turn-key modular solution with a USB 2.0 interface, which can be operated with any standard PC platform device or with the provided AC/DC adapter. Contact Optilab for more information.



<sup>1</sup> All measurements are in Metric

<sup>2</sup> External housing is for Mechanical Protection Only  
Legacy housing information available upon request