


PD-30-TQ



30 GHz Linear InGaAs PIN, Wide Temperature Qualified

The Optilab PD-30-TQ is a highly linear, 30 GHz bandwidth InGaAs PIN photodetector that is ideal for use in O/E front-ends requiring wide band frequency response. The coplanar waveguide photodiode design optimizes speed and sensitivity for the 1250 nm through 1650 nm wavelength range, and assures a 30 GHz frequency response necessary for digital and analog applications. The front-illuminated mesa-structured PIN design allows a high input power level of up to 40 mW. The PD-30-TQ is available in a standard 2-pin package with K output connector for ease of assembly, and can be ordered with or without the external protective housing, or with FC/APC connectors for standard. Contact Optilab for more information.

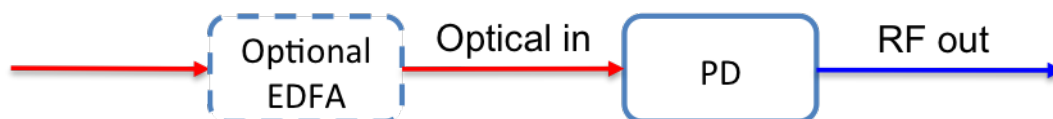
Features

- Wide bandwidth 60 KHz to 31 GHz
- Highly Linear to 30 mW+ input power
- Operating Temperature from -40°C to +75°C
- High Current Handling up to 35 mA
- Flat frequency response, ±1 dB
- Useful Spectral Range 850 nm -1650 nm
- Hermetically Sealed
- 1 year warranty standard

Applications

- Analog RF over Fiber
- Optically Amplified Systems
- RZ and NRZ up to 40 Gb/s
- LIDAR Measurements
- Coherent Lightwave Systems
- Front-End O/E Converter for Test Instruments

Functional Diagram



30 GHz Linear InGaAs PIN, Wide Temperature Qualified

OPTIONS

PD-30-TQ-x

Housing Type:

- x A, No Housing, default;
B, External Housing.
R, ROSA package

TECHNICAL INFO

For technical info and support:

sales@optilab.com

www.optilab.com

Optilab, LLC
Phoenix, AZ, USA

WEB ORDER

To order, please visit OEQuest.com.



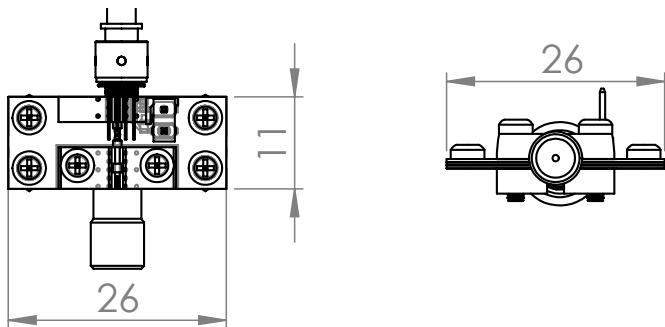
Optilab Advantage

- Innovation
- Performance
- Quality
- Customization
- Warranty

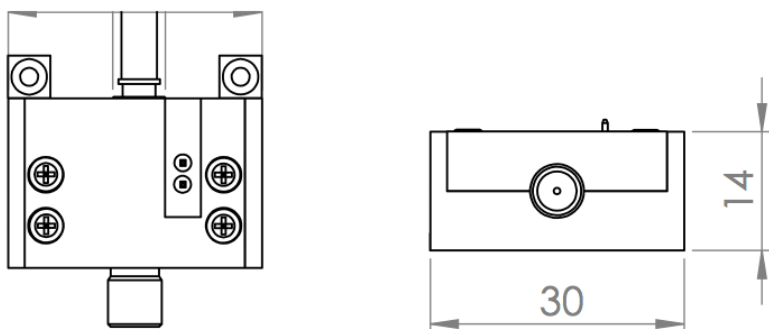
General Specifications	
Optimized Operating Wavelength	1250 nm to 1650 nm
Useful Operating Wavelength	850 nm to 1650 nm
Optical Input Level	40 mW max.
S21 3 dB Bandwidth	29 GHz min., 31 GHz typ.
S22 Characteristics	< -10 dB @ 20 GHz
Responsivity	0.85 A/W @ 1550 nm typ., 0.90 A/W at 1310 nm typ.
Dark Current @ 25° C, 5 V	10 nA typ., 100 nA max.
Optical Return Loss	-30.00 dB typ.
Optical PDL @ 1550 nm	0.05 dB max.
Optical Fiber	SMF-28
Bias Voltage	5 V typ.
Impedance	50 Ω
Coupling	AC-Coupled
Analog Applications	
Useful Bandwidth	60 KHz to 32 GHz
Ripple over any 1 GHz	±1.0 dB max.
Group Delay	±7.0 ps
2nd Harmonics Distortion	-70.0 dBc max.
3rd Harmonics Distortion	-75.0 dBc max.
Digital Applications	
Receiving Bandwidth	Up to 40 Gb/s
Data Format	RZ, NRZ
Mechanical Specifications	
Operating Temperature	-40° C to +75° C
Storage Temperature	-55° C to +125° C
Operating Humidity	85%
Photodiode Bias Voltage	5 V, ± 1 V DC
Package type	2-pin module with K type RF connector
Dimensions	30 mm x 20 mm x 14 mm
Fiber Connector	FC/APC
Optical Fiber	SMF-28 with 900 mm Tube
Absolute Maximum Ratings	
PIN Bias Voltage	+2.0 to +7 V
Forward Current	35 mA
Optical Input Power Damage Threshold	40 mW
Lead Soldering Temp (10 s)	250 ° C

30 GHz Linear InGaAs PIN, Wide Temperature Qualified

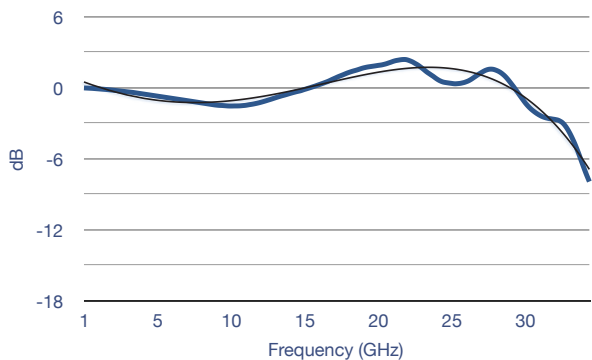
PD-30-TQ Mechanical Drawing³



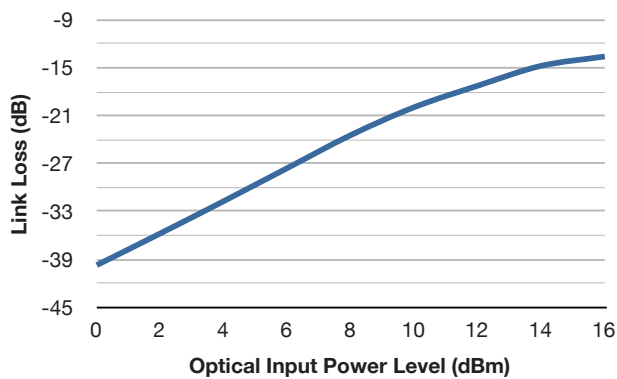
PD-30-TQ Mechanical Drawing w/ External Housing⁴



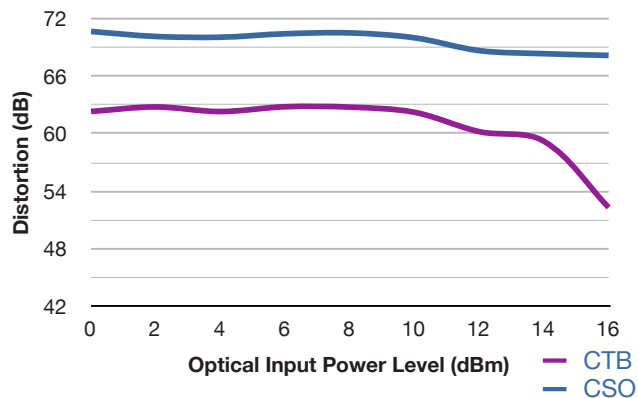
S21 O/E Response¹



Link Loss



CSO, CTB Linearity Measurement²



¹ Measured by Agilent 86030A Lightwave Component Analyzer

² 40 Channel Analog Channel Loading

³ All measurements are in Metric

⁴ External housing is for Mechanical Protection Only